

TK30

CRAWLER CRANE



 **TEKNOGRC**

TK30 / crawler crane



The TK30 is a compact and easy to maneuver crawler crane. Its steering wheel, its translation system managed by a Danfoss control unit and its small size allow the operator to maneuver this crane in restricted areas. The tracked undercarriage with widenable track and the height of only 3015mm guarantee ease of loading and transport.

TK30 / crawler crane

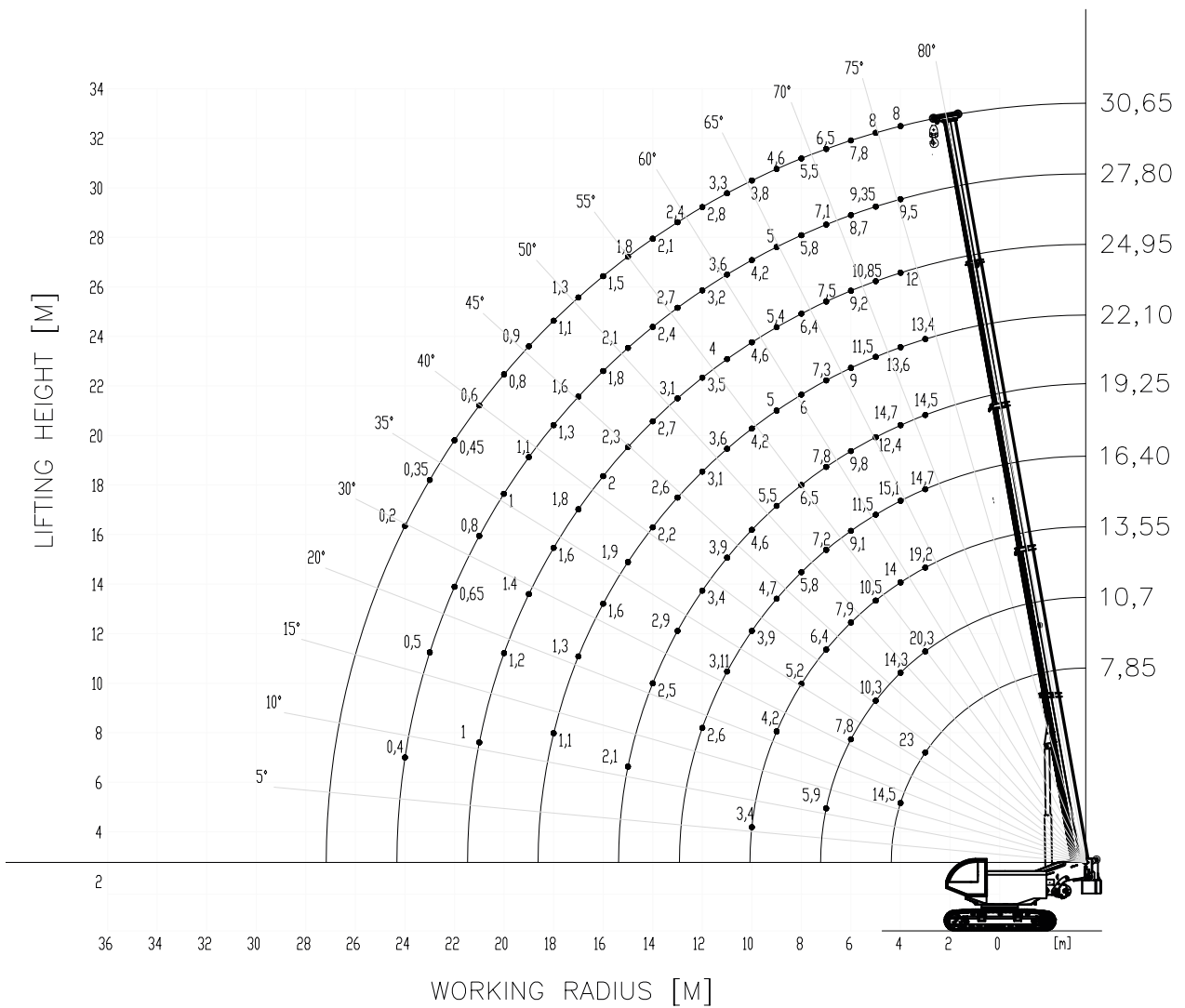
TECHNICAL FEATURES	Maximum load capacity	30	T
	Capacity	30	T
	Maximum lifting height	31.5	m
OPERATING SPEED	Winch speed	67/154	m/min
	Length and diameter of winch ropes	L 160 Ø 13	mm
	Boom lifting speed	55	s
	Boom extension speed	60	s
	Turret rotation speed	3	r/min
	Maximum speed	4	km/h
	Maximum slope	87.8	%
CRANE	Emissions	EU 2016/1628	
	Total weight	28	T
DIMENSIONS	Total size	8,870x2,550x3,015	mm
	Boom length	30.65	m
	Boom tilt	-2 +80	°



TK30 / crawler crane



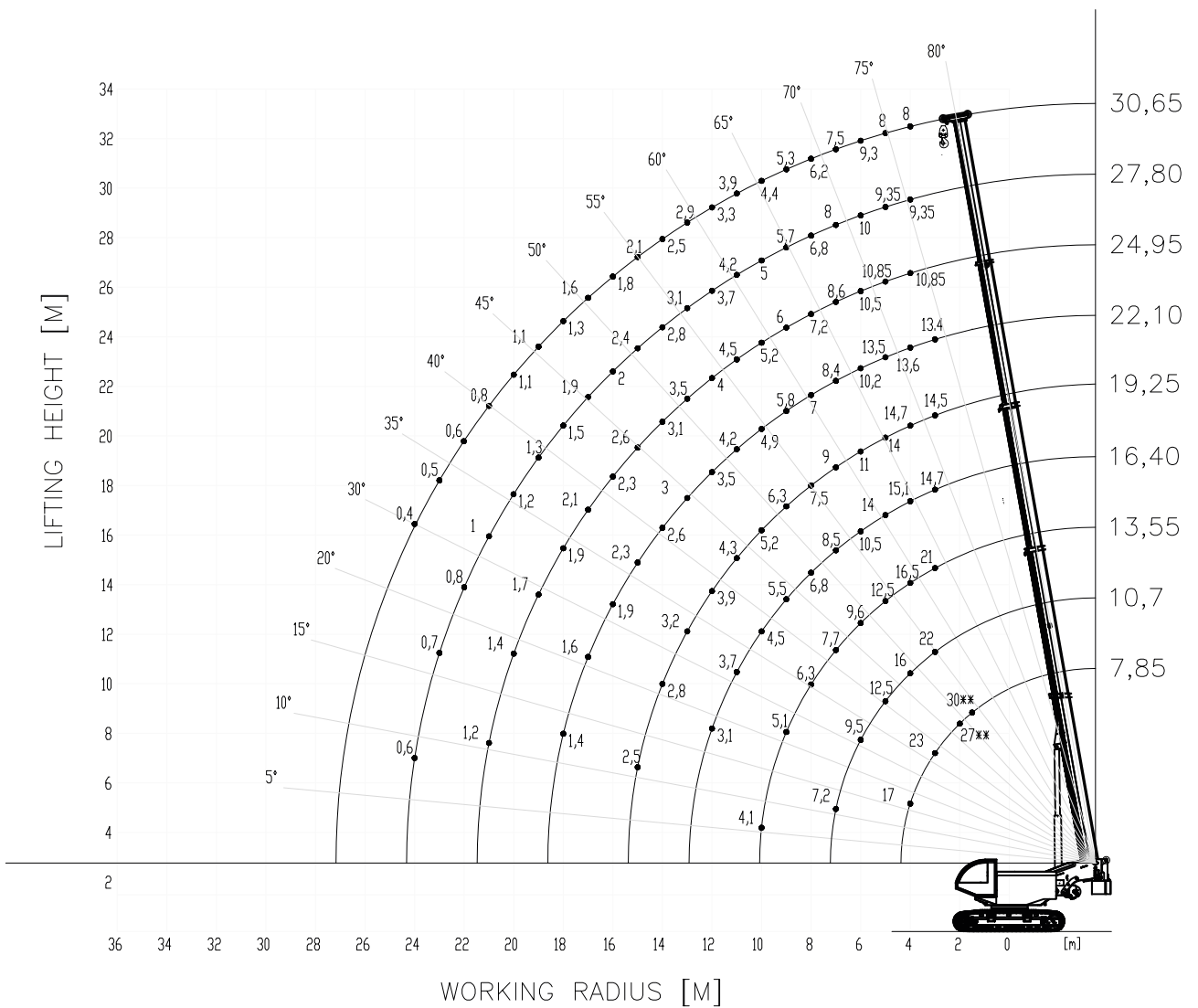
OVER FULL RANGE (360°) - Crawlers fully extended - CWT 4400 kg



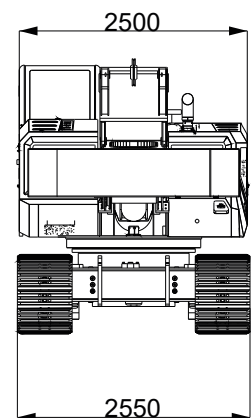
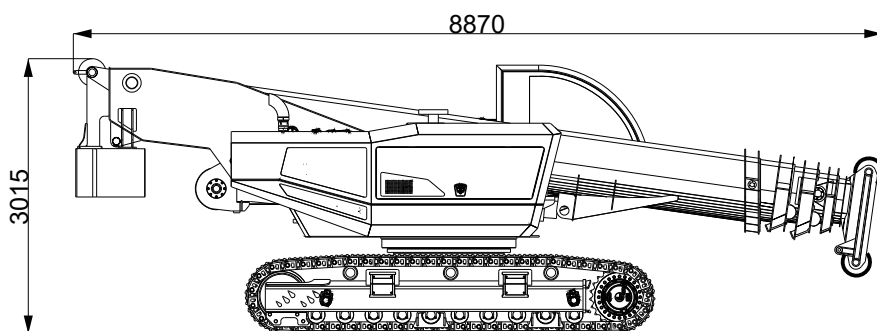
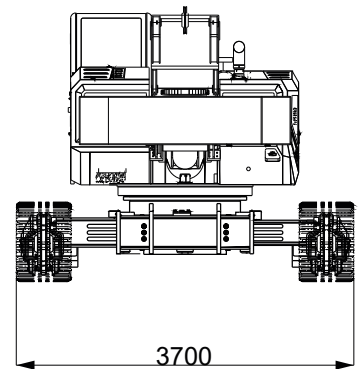
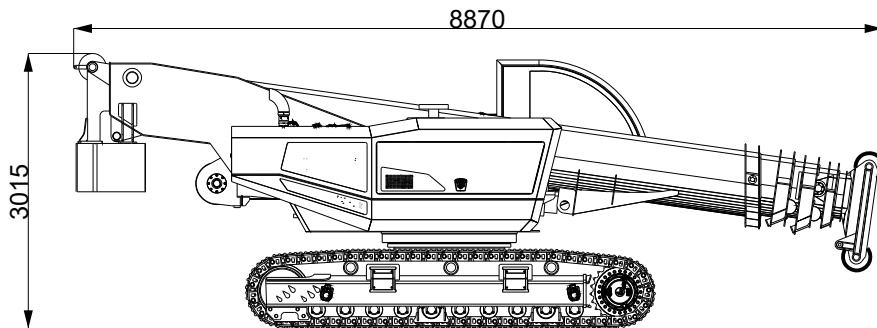
TK30 / crawler crane



ON SPROCKET WHEEL - Crawlers fully extended - CWT 4400 kg



TK30 / crawler crane



Maximum load capacity	T	30
Maximum lifting height	m	31.5
Winch speed	m/min	67/154
Boom lifting speed	s	55
Boom extension speed	s	60
Turret rotation speed	r/min	3
Maximum speed	km/h	4

Maximum slope	%	87.8
Emissions		EU 2016/1628
Total weight	T	28
Total size	mm	8,870x2,550x3,015
Boom length	m	30.65
Boom tilt	°	-2 +80
Capacity	T	30

TK30 / crawler crane



Equipment

Undercarriage	
Undercarriage	Tracked undercarriage with hydraulically widenable track. Track width of 600mm.
Translation	Hydraulic drive of the translation managed by a Danfoss control unit. Two pumps and two closed-circuit motors allow it to reach 4 km/h. The machine is equipped with an anti-dumping filter to absorb the oscillations on the pedal and on the steering wheel during the work phase.
Electrical system	CAN Bus data transmission. 24 Volt direct current.

Driving	
Driving	Ergonomic driving with steering wheel and accelerator pedal. Dual Path mode with active counter-rotation. Automatic/manual Park Brake management.
Driver's cab	Cabin with great visibility, comfortable and equipped with sliding windows. Front and upper glass with wiper. Corrosion resistant paint. Wide visibility for different working conditions.
Comfort	Air conditioning, heating and suspension seat. Seat belts. Large cockpit lighting.

Engine	
Engine	Cummins B 4.5 Stage V- Tier 4f- 149 kW@2200rpm.
Diesel tank	300 l
Def tank	38 l

Turret	
Chassis	Anti-torsion welded structure, in high-strength steel.
Rotation	Continuous 360° using axial piston hydraulic motor. Planetary gearbox with internal toothed fifth wheel and double row of balls. Multiple disc negative brake.
Control	Hydraulically operated manipulators with the possibility of simultaneous proportional maneuvers.
Lifting winch	Variable displacement axial piston engine. Lifting drum with integrated planetary gearbox and parking brake with multiple discs. Block valve and descent control. Cable gland to improve the winding of the rope on the drum.
Hydraulic system	Open circuit system with axial piston hydraulic pumps. Proportional hydraulic distributors with load sensing power regulation. Possibility of performing multiple maneuvers simultaneously. Heat exchanger for oil cooling. Oil filtering through 1 cartridge filter on the return circuit.
Hydraulic oil tank	400 l
Electrical system	24 V power supply. CAN Bus vehicle management network. 2 batteries, each with 143Ah.
Safety devices	Electronic load limiter with indication of boom tilt, boom length, lifted load, maximum liftable load. Limit switches. Safety valves on all hydraulic functions.
Ballast	In a single piece with a weight of 4.4 tons.
Cameras	1 camera located on the rear side to increase visibility during more restricted maneuvers. 1 camera for supervising the winding of the rope on the winch.

Boom	
Telescopic boom	Telescopic in high resistance steel. 1 base element, 1 independent extension and 3 synchronized extensions.
Boom extension cylinder	Single two-stage cylinder.
Boom length	30.65 m

Lifting	
Pick & Carry	Lifting up to 6,700 kg and 4 km/h with a totally open track.
Translation and lifting	Lifting up to 1,000 kg with free track. Lifting program useful for transferring equipment.

TK30 / crawler crane



All data, technical characteristics and information reported in this document are for informational purposes and are subject to change without any prior notice requirement. All specifications described do not constitute a guarantee since the performance of the machine varies depending on use.

Machine illustrations may contain optional and additional equipment. The dimensional data refers to average reference measurements indicated for informational purposes only.

The commissioning of the machine and its correct use require compliance with the use and maintenance manual.

The weights of hooks, blocks and all lifting accessories are part of the load and must be deducted from the loads indicated.

Please contact TeknoGRC for more information regarding optional and additional equipment.



TEKNO GRC srl

via Vecchia Fornace, 31
24050 Bariano (BG) - ITALY

0363 958311
info@teknogrc.it
www.teknogrc.it